

## Lab 4

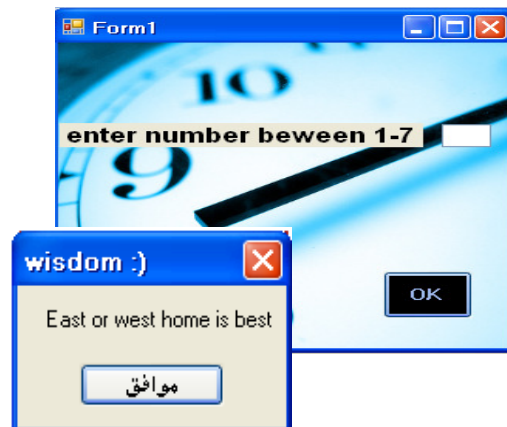
### VB.NET MessageBox.Show Examples

You want to use the **MessageBox.Show** function in your VB.NET program that targets the Windows Forms application framework. The `MessageBox.Show` function immediately displays a dialog box in the interface and you can specify buttons, default buttons, an icon, and some other properties of the dialog. Here we look at a program text that has examples of the `MessageBox.Show` function being used in different ways, using the VB.NET language.

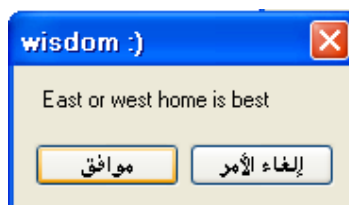
#### Exercise

By visual basic ,Design & Write code to a program that allows the user to input number between 1-7 in the text box and then press OK button to show you the appropriate wisdom by message box.

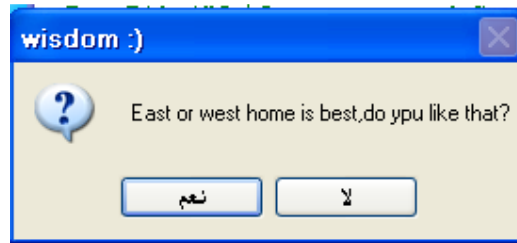
1. Easy come easy go.
2. East or west home is best.
3. Even homer some times nods.
4. Forbidden fruit is sweet.
5. Four eyes see better than two.
6. God helps them who help themselves.
7. All is well that ends well.



- Show the message box with OK & Cancel buttons .



- Show the message box with question " Do you like wisdom?" ,Yes/No buttons & question icon .



### Homework:

Add the exit button and write its code that the user presses the button and it displays the message box "Are you sure you want to exit" with appropriate buttons & icon ?

```
Dim result3 As DialogResult

    result3 = MessageBox.Show("are you sure that you want to exit?", _
        "The Question", _
        MessageBoxButtons.YesNoCancel, _
        MessageBoxIcon.Question, _
        MessageBoxDefaultButton.Button2)
    If result3 = Windows.Forms.DialogResult.Yes Then End

End Sub
```

## Lab 5+6

By visual basic ,Design & Write code to a Program, which helps the user to find the amount of Zakat and allow the user to enter the number of months then verification that the money remain for the one year ,by inputting the amount of money (M) the program does the following :

- By using inputbox, Make the program asks the user to enter his name.
- By message .show , make the program displays a welcome message+ user name.
- Find the amount of Zakat.
- In case of absence of a condition shown to the user a message that this money should not be the Zakat ,thank you !!!!
- Recommended that the form contains exit and clear button.
- We will trying to use Buttons and symbols appropriate.
- Rewrite the code to the Exit button to show a confirmation of his desire to close the program.
- $Zakat = (money * .25) / 10$
- At running time set the form to be shown in the maximum state.
- Set the anchor property to all form object.

